

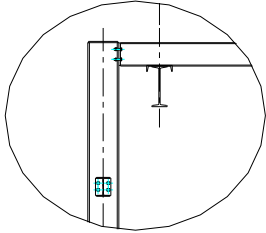


42827 Irwin Drive
Harrison Twp. MI 48045 USA
P/ 586-468-0909 F/ 586-468-2711

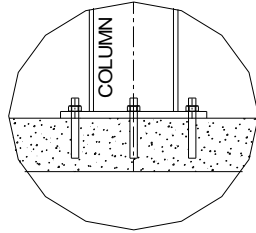
DIMENSIONS & WEIGHTS - TYPE FSUM-10000
5-TON CAPACITY FREE STANDING RUNWAY
STRUCTURE FOR MOTORIZED CRANE - 25FT TOS

GENERAL NOTES:

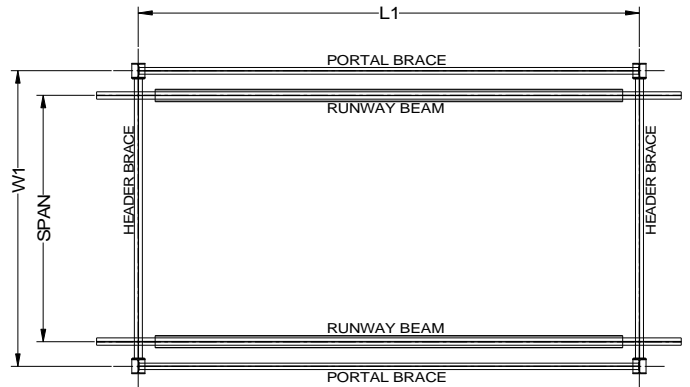
1. Base runway cell is a braced cell. Additional cells can be unbraced cell. Every other cell must be a braced cell. See "Cell Configuration Diagram" for layout scenarios.
2. Capacities shown are for One (1) Crane at rated capacity.
3. Runway designed for MCC standard crane types: URSGCH, URSGWR, URSGWD, or URSGWS. Special or customer supplied cranes require review of structure for specific crane design
4. For non-standard lengths, widths, or heights; use next larger structure and order with exact dimensions required.
5. Structure kit includes: ACAD system installation drawing specific for order, all structural steel work per attached concept drawing, bolting hardware, anchoring hardware for 6" minimum floor thickness, and gray primer paint finish.
6. Structure deflection is approximately 1/2" maximum in all directions. Please contact MCC if additional deflection control is required.
7. Minimum 6" reinforced concrete (min.4000psi) floor required for all structures.



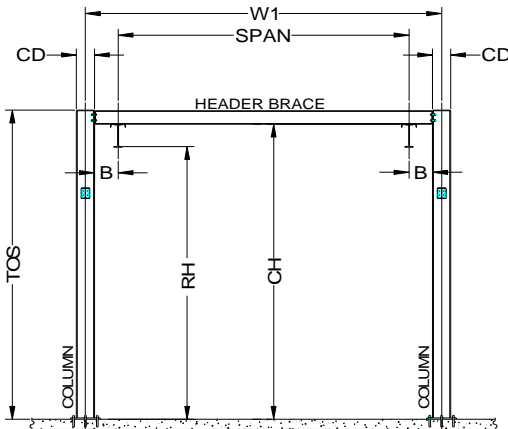
FRAMING DETAIL



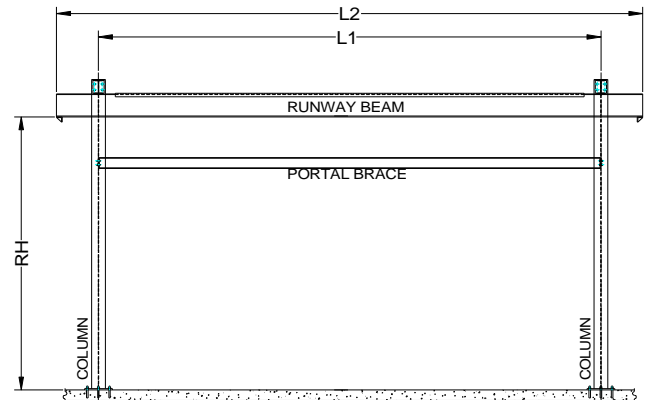
BASE DETAIL



PLAN VIEW



END VIEW



LONGITUDINAL VIEW

5-TON CAPACITY / 25 FT (TOS) SYSTEM HEIGHT

ITEM #	SYSTEM I.D. NUMBER	LENGTH L1 (FT)	WIDTH W1 (FT)	HEIGHT TOS (FT)	HEIGHT RH (FT)	SPAN (FT)	LENGTH L2 (FT)	HEIGHT CH (FT)	WIDTH CD (IN)	WIDTH B (IN)	SYSTEM WT. (LBS)	# COL'S. TOTAL
1	FSUM-10000-20-20-25	20.00	20.00	25.00	23.17	16.67	25.00	24.17	12.00	14.00	12,565	4
2	FSUM-10000-25-20-25	25.00	20.00	25.00	22.92	16.67	30.00	24.17	12.00	14.00	13,961	4
3	FSUM-10000-30-20-25	30.00	20.00	25.00	22.67	16.67	35.00	24.17	12.00	14.00	16,158	4
4	FSUM-10000-20-25-25	20.00	25.00	25.00	23.00	21.67	25.00	24.00	12.00	14.00	13,170	4
5	FSUM-10000-25-25-25	25.00	25.00	25.00	22.75	21.67	30.00	24.00	12.00	14.00	14,566	4
6	FSUM-10000-30-25-25	30.00	25.00	25.00	22.50	21.67	35.00	24.00	12.00	14.00	16,763	4
7	FSUM-10000-20-30-25	20.00	30.00	25.00	22.83	26.67	25.00	23.83	12.00	14.00	13,753	4
8	FSUM-10000-25-30-25	25.00	30.00	25.00	22.58	26.67	30.00	23.83	12.00	14.00	15,149	4
9	FSUM-10000-30-30-25	30.00	30.00	25.00	22.33	26.67	35.00	23.83	12.00	14.00	17,346	4
10	FSUM-10000-20-35-25	20.00	35.00	25.00	22.67	31.67	25.00	23.67	12.00	14.00	14,325	4
11	FSUM-10000-25-35-25	25.00	35.00	25.00	22.42	31.67	30.00	23.67	12.00	14.00	15,721	4
12	FSUM-10000-30-35-25	30.00	35.00	25.00	22.17	31.67	35.00	23.67	12.00	14.00	17,918	4
13	FSUM-10000-20-40-25	20.00	40.00	25.00	22.67	36.67	25.00	23.67	12.00	14.00	16,261	4
14	FSUM-10000-25-40-25	25.00	40.00	25.00	22.42	36.67	30.00	23.67	12.00	14.00	17,657	4
15	FSUM-10000-30-40-25	30.00	40.00	25.00	22.17	36.67	35.00	23.67	12.00	14.00	19,854	4
16	FSUM-10000-20-45-25	20.00	45.00	25.00	22.50	41.67	25.00	23.50	12.00	14.00	17,185	4
17	FSUM-10000-25-45-25	25.00	45.00	25.00	22.25	41.67	30.00	23.50	12.00	14.00	18,581	4
18	FSUM-10000-30-45-25	30.00	45.00	25.00	22.00	41.67	35.00	23.50	12.00	14.00	20,778	4
19	FSUM-10000-20-50-25	20.00	50.00	25.00	22.50	46.67	25.00	23.50	12.00	14.00	20,413	4
20	FSUM-10000-25-50-25	25.00	50.00	25.00	22.25	46.67	30.00	23.50	12.00	14.00	21,809	4
21	FSUM-10000-30-50-25	30.00	50.00	25.00	22.00	46.67	35.00	23.50	12.00	14.00	24,006	4

ADDTL. CELL LENGTH

ADDTL. LGTH (FT)	ADDTL. WT. (LBS)	ADDTL. COL'S. (EA)
20.00	5,361	2
25.00	6,349	2
30.00	7,829	2
20.00	5,664	2
25.00	6,652	2
30.00	8,132	2
20.00	5,955	2
25.00	6,943	2
30.00	8,423	2
20.00	6,241	2
25.00	7,229	2
30.00	8,709	2
20.00	7,209	2
25.00	8,197	2
30.00	9,677	2
20.00	7,671	2
25.00	8,659	2
30.00	10,139	2
20.00	8,881	2
25.00	9,869	2
30.00	11,349	2