



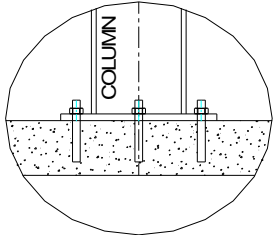
**MT. CLEMENS CRANE**

42827 Irwin Drive  
 Harrison Twp. MI 48045 USA  
 P/ 586-468-0909 F/ 586-468-2711  
 E/ info@mccrane.com W/ mccrane.com

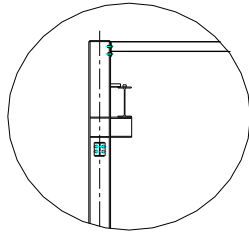
**DIMENSIONS & WEIGHTS - TYPE FSTM-4000**  
**2-TON CAPACITY FREE STANDING RUNWAY**  
**STRUCTURE FOR MOTORIZED CRANE - 25FT TOS**

**GENERAL NOTES:**

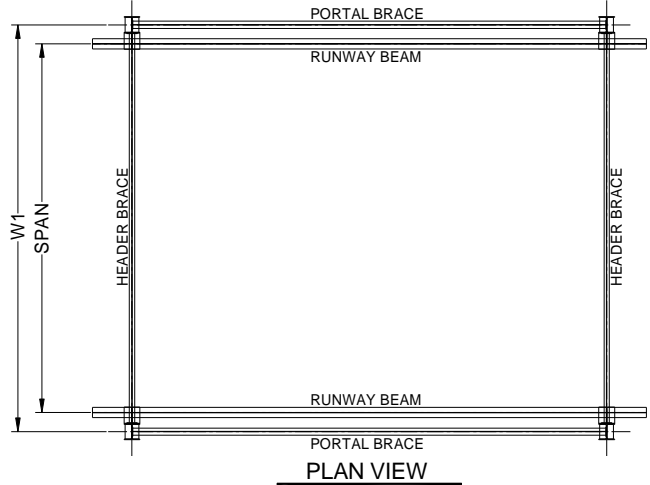
- Runway rail is rectangular square bar welded to runway beam. Additional field welding is required at splice joints that overlap beam splices.
- Capacities shown are for One (1) Crane at rated capacity.
- Runway designed for MCC standard crane types: TRSGCH, TRSGWR, TRSGWD, or TRSGWS. Special or customer supplied cranes require review of structure for specific crane design
- For non-standard lengths, widths, or heights; use next larger structure and order with exact dimensions required.
- Structure kit includes: ACAD system installation drawing specific for order, all structural steel work per attached concept drawing, bolting hardware, anchoring hardware for 6" minimum floor thickness, and gray primer paint finish.
- Structure deflection is approximately 1/2" maximum in all directions. Please contact MCC if additional deflection control is required.
- Runway rail height "RH" is calculated for each structure for specific crane to be used. Formula: Rail Height RH = Clear Height (CH) - Crane Height (U)-3" clearance
- Minimum 6" reinforced concrete (min.4000psi) floor required for all structures.
- Base runway cell is a braced cell. Additional cells can be unbraced cell. Every other cell must be a braced cell. See "Cell Configuration Diagram" for layout scenarios.



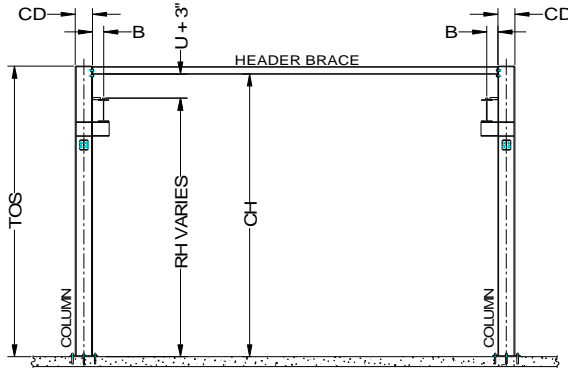
**BASE DETAIL**



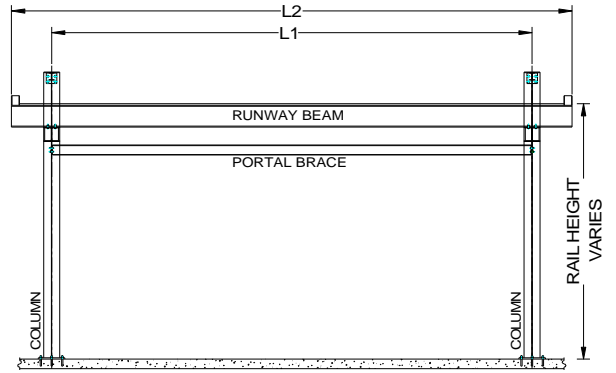
**BEAM/COL. DETAIL**



**PLAN VIEW**



**END VIEW**



**LONGITUDINAL VIEW**

**2-TON CAPACITY / 25 FT (TOS) SYSTEM HEIGHT**

ITEM #	SYSTEM I.D. NUMBER	LENGTH L1 (FT)	WIDTH W1 (FT)	HEIGHT TOS (FT)	HEIGHT CH (FT)	SPAN (FT)	LENGTH L2 (FT)	HEIGHT RH (FT)	WIDTH CD (IN)	WIDTH B (IN)	SYSTEM WT. (LBS)	# COL'S. TOTAL
1	FSTM-4000-20-20-25	20.00	20.00	25.00	24.50	17.83	25.00	CH-U-3"	12.00	7.00	10,470	4
2	FSTM-4000-25-20-25	25.00	20.00	25.00	24.50	17.83	30.00	CH-U-3"	12.00	7.00	11,605	4
3	FSTM-4000-30-20-25	30.00	20.00	25.00	24.50	17.83	35.00	CH-U-3"	12.00	7.00	13,012	4
4	FSTM-4000-20-25-25	20.00	25.00	25.00	24.33	22.83	25.00	CH-U-3"	12.00	7.00	10,754	4
5	FSTM-4000-25-25-25	25.00	25.00	25.00	24.33	22.83	30.00	CH-U-3"	12.00	7.00	11,888	4
6	FSTM-4000-30-25-25	30.00	25.00	25.00	24.33	22.83	35.00	CH-U-3"	12.00	7.00	13,296	4
7	FSTM-4000-20-30-25	20.00	30.00	25.00	24.33	27.83	25.00	CH-U-3"	12.00	7.00	11,289	4
8	FSTM-4000-25-30-25	25.00	30.00	25.00	24.33	27.83	30.00	CH-U-3"	12.00	7.00	12,487	4
9	FSTM-4000-30-30-25	30.00	30.00	25.00	24.33	27.83	35.00	CH-U-3"	12.00	7.00	13,831	4
10	FSTM-4000-20-35-25	20.00	35.00	25.00	24.17	32.83	25.00	CH-U-3"	12.00	7.00	11,793	4
11	FSTM-4000-25-35-25	25.00	35.00	25.00	24.17	32.83	30.00	CH-U-3"	12.00	7.00	12,781	4
12	FSTM-4000-30-35-25	30.00	35.00	25.00	24.17	32.83	35.00	CH-U-3"	12.00	7.00	14,125	4
13	FSTM-4000-20-40-25	20.00	40.00	25.00	24.00	37.83	25.00	CH-U-3"	12.00	7.00	12,150	4
14	FSTM-4000-25-40-25	25.00	40.00	25.00	24.00	37.83	30.00	CH-U-3"	12.00	7.00	13,348	4
15	FSTM-4000-30-40-25	30.00	40.00	25.00	24.00	37.83	35.00	CH-U-3"	12.00	7.00	14,692	4
16	FSTM-4000-20-45-25	20.00	45.00	25.00	23.83	42.83	25.00	CH-U-3"	12.00	7.00	12,801	4
17	FSTM-4000-25-45-25	25.00	45.00	25.00	23.83	42.83	30.00	CH-U-3"	12.00	7.00	13,999	4
18	FSTM-4000-30-45-25	30.00	45.00	25.00	23.83	42.83	35.00	CH-U-3"	12.00	7.00	15,564	4
19	FSTM-4000-20-50-25	20.00	50.00	25.00	23.67	47.83	25.00	CH-U-3"	12.00	7.00	13,956	4
20	FSTM-4000-25-50-25	25.00	50.00	25.00	23.67	47.83	30.00	CH-U-3"	12.00	7.00	14,944	4
21	FSTM-4000-30-50-25	30.00	50.00	25.00	23.67	47.83	35.00	CH-U-3"	12.00	7.00	16,509	4

**ADDTL. CELL LENGTH**

ADDTL. LGTH (FT)	ADDTL. WT. (LBS)	ADDTL. COL'S. (EA)
20.00	4,268	2
25.00	5,035	2
30.00	5,844	2
20.00	4,410	2
25.00	5,177	2
30.00	5,986	2
20.00	4,678	2
25.00	5,497	2
30.00	6,254	2
20.00	4,704	2
25.00	5,355	2
30.00	6,112	2
20.00	4,819	2
25.00	5,639	2
30.00	6,395	2
20.00	5,145	2
25.00	5,964	2
30.00	6,910	2
20.00	5,785	2
25.00	6,437	2
30.00	7,382	2