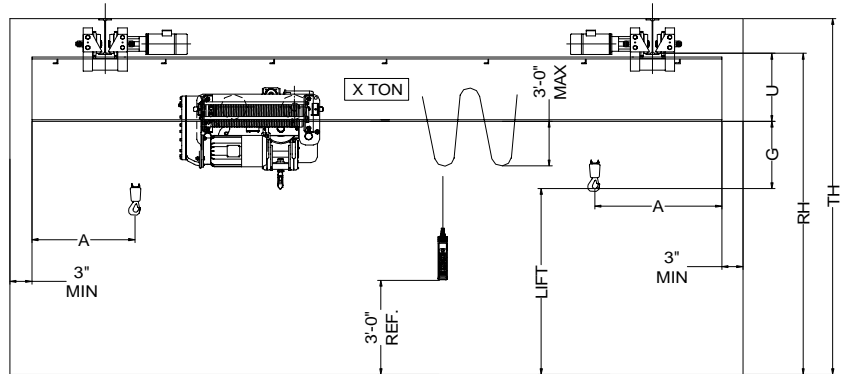
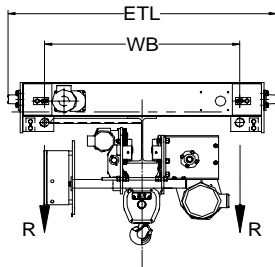
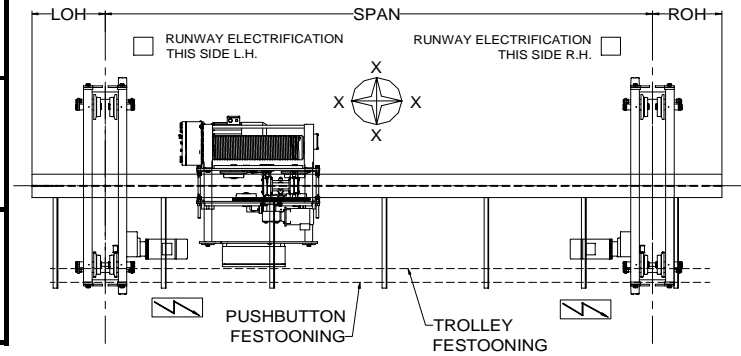


42827 Irwin Drive  
 Harrison Twp. MI 48045 USA  
 P/ 586-468-0909 F/ 586-468-2711  
 E/ info@mccrane.com W/ mccrane.com

**DIMENSIONS & WEIGHTS - TYPE URSGWS**  
**15-TON UNDER RUNNING SINGLE**  
**GIRDER CRANE WITH WIRE ROPE HOIST**



HOIST MFG: SHAW BOX OR YALE      TROLLEY MFG: SHAW BOX OR YALE      ENDTRUCK MFG.: CRANESOUR. / ACE

**CRANE DATA TABLE PART-A**

CRANE MODEL #	CRANE CAP. U.S. TONS	SPAN FEET	DIMENSIONS								BRIDGE WT. LBS.	TROLLEY WT. LBS.	SHIP WT. LBS.	MAX. W/L R (LBS)
			A (IN)	OH (IN)	G (IN)	U (IN)	WB (IN)	REEVING	ETL (IN)	LIFT (FT)				
URSGWS-15-18	15	18	48	12	33	24	90	4PS-15mm	112	25	4,671	2,830	7,501	14,847
URSGWS-15-22	15	22	48	12	33	24	90	4PS-15mm	112	25	5,259	2,830	8,089	15,491
URSGWS-15-26	15	26	48	12	33	27	90	4PS-15mm	112	25	6,239	2,830	9,069	16,081
URSGWS-15-30	15	30	48	12	33	27	90	4PS-15mm	112	25	7,395	2,830	10,225	16,622
URSGWS-15-34	15	34	48	12	33	27	90	4PS-15mm	112	25	8,103	2,830	10,933	16,992
URSGWS-15-38	15	38	48	12	33	27	90	4PS-15mm	112	25	8,811	2,830	11,641	17,322
URSGWS-15-42	15	42	48	12	33	30	90	4PS-15mm	112	25	10,223	2,830	13,053	17,798

(R OR L)

**CRANE DATA TABLE PART-B**

CRANE MODEL #	ENDTRUCK MODEL #	TROLLEY-HOIST MODEL #	HOIST SPD FPM	HOIST HP	TROLLEY SPD FPM	TROLLEY HP	BRIDGE SPD FPM	BRIDGE HP.	TROLLEY WD (IN)	BRIDGE WD (IN)	STD. POWER	FULL LOAD AMPS 460V	R.WAY FLG (IN)
URSGWS-15-18	10/60UD195	WD3M15-025S18-S	18/4.5 TS	20/5	50/17 TS	1.0/0.33	95 VFC	2 X 1.0	6.00	8.00	460	36	5.50-12.0
URSGWS-15-22	10/60UD195	WD3M15-025S18-S	18/4.5 TS	20/5	50/17 TS	1.0/0.33	95 VFC	2 X 1.0	6.00	8.00	460	36	5.50-12.0
URSGWS-15-26	10/60UD195	WD3M15-025S18-S	18/4.5 TS	20/5	50/17 TS	1.0/0.33	95 VFC	2 X 1.0	6.00	8.00	460	36	5.50-12.0
URSGWS-15-30	F08USB090-D	WD3M15-025S18-S	18/4.5 TS	20/5	50/17 TS	1.0/0.33	105 VFC	2 X 1.0	6.00	8.00	460	36	5.50-8.25
URSGWS-15-34	F08USB090-D	WD3M15-025S18-S	18/4.5 TS	20/5	50/17 TS	1.0/0.33	105 VFC	2 X 1.0	6.00	8.00	460	36	5.50-8.25
URSGWS-15-38	F08USB090-D	WD3M15-025S18-S	18/4.5 TS	20/5	50/17 TS	1.0/0.33	105 VFC	2 X 1.0	6.00	8.00	460	36	5.50-8.25
URSGWS-15-42	F08USB090-D	WD3M15-025S18-S	18/4.5 TS	20/5	50/17 TS	1.0/0.33	105 VFC	2 X 1.0	6.00	8.00	460	36	5.50-8.25

**GENERAL NOTES:**

DIMENSIONS "RH" AND "TH" ARE SPECIFIED BY CUSTOMER  
 DIMENSION "A" IS APPROX. AND DOES NOT CONSIDER MAINLINE  
 WHEEL LOAD "R" DOES NOT INCLUDE IMPACT  
 CRANE ALSO AVAILABLE AT 230/3/60 AND 575/3/60 POWER  
 ENDTRUCKS FOR RUNWAY FLANGE WIDTH 4.6"-12"

SPEED CODES:	TS	TWO SPEED OPERATION WITH SOFT START
	VFC	VARIABLE SPEED CONTROL 2-STEP INFINITELY VARIABLE

\* TROLLEY OPTION AVAILABLE AT 40/10 FPM T/S OR 80FPM VFC

\*\* BRIDGE OPTION AVAILABLE AT: 65, 115, 135 FPM VFC

\*\*\* HOIST OPTION AVAILABLE FOR 40FT LIFT