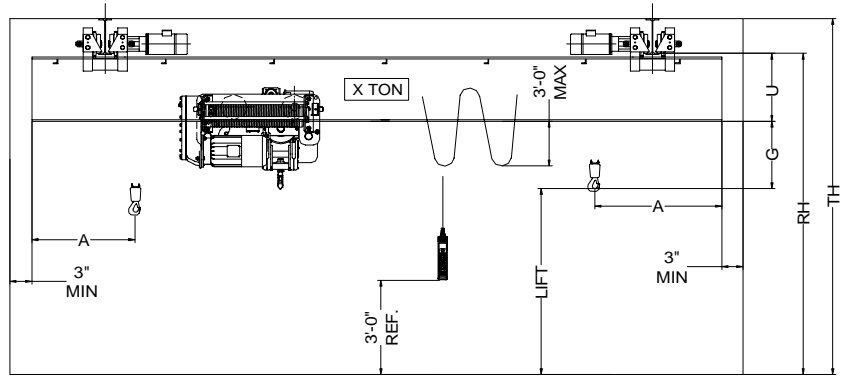
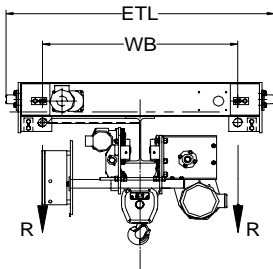
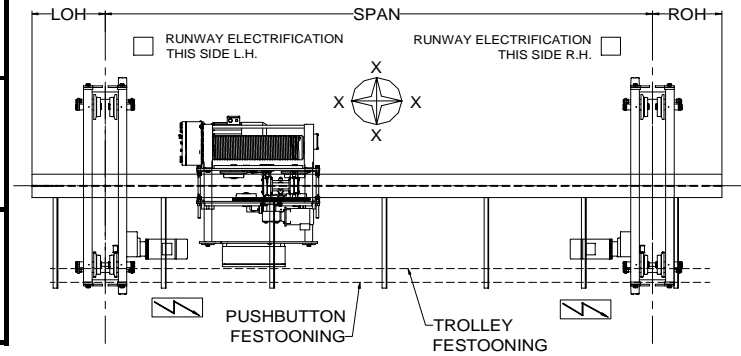


42827 Irwin Drive
 Harrison Twp. MI 48045 USA
 P/ 586-468-0909 F/ 586-468-2711
 E/ info@mccrane.com W/ mccrane.com

DIMENSIONS & WEIGHTS - TYPE URSGWS
10-TON UNDER RUNNING SINGLE
GIRDER CRANE WITH WIRE ROPE HOIST



HOIST MFG: SHAW BOX OR YALE TROLLEY MFG: SHAW BOX OR YALE ENDTRUCK MFG.: CRANESOURCE

CRANE DATA TABLE PART-A

CRANE MODEL #	CRANE CAP. U.S. TONS	SPAN FEET	DIMENSIONS								BRIDGE WT. LBS.	TROLLEY WT. LBS.	SHIP WT. LBS.	MAX. W/L R (LBS)
			A (IN)	OH (IN)	G (IN)	U (IN)	WB (IN)	REEVING	ETL (IN)	LIFT (FT)				
URSGWS-10-18	10	18	48	12	27	21	72	4PS-12mm	96	25	3,971	1,750	5,721	10,055
URSGWS-10-22	10	22	48	12	27	21	72	4PS-12mm	96	25	4,635	1,750	6,385	10,551
URSGWS-10-26	10	26	48	12	27	24	72	4PS-12mm	96	25	5,259	1,750	7,009	10,935
URSGWS-10-30	10	30	48	12	27	24	72	4PS-12mm	96	25	6,115	1,750	7,865	11,316
URSGWS-10-34	10	34	48	12	27	24	72	4PS-12mm	96	25	6,663	1,750	8,413	11,581
URSGWS-10-38	10	38	48	12	27	27	72	4PS-12mm	96	25	7,571	1,750	9,321	11,909
URSGWS-10-42	10	42	48	12	27	27	72	4PS-12mm	96	25	8,815	1,750	10,565	12,302
URSGWS-10-46	10	46	48	12	27	30	72	4PS-12mm	96	25	10,179	1,750	11,929	12,711
URSGWS-10-50	10	50	48	12	27	33	90	4PS-12mm	112	25	11,669	1,750	13,419	13,140
URSGWS-10-54	10	54	48	12	27	33	90	4PS-12mm	112	25	12,421	1,750	14,171	13,376
URSGWS-10-58	10	58	48	12	27	36	90	4PS-12mm	112	25	14,853	1,750	16,603	14,026

(R OR L)

CRANE DATA TABLE PART-B

CRANE MODEL #	ENDTRUCK MODEL #	TROLLEY-HOIST MODEL #	HOIST SPD FPM	HOIST HP	TROLLEY SPD FPM	TROLLEY HP	BRIDGE SPD FPM	BRIDGE HP	TROLLEY WD (IN)	BRIDGE WD (IN)	STD. POWER	FULL LOAD AMPS 460V	R.WAY FLG (IN)
URSGWS-10-18	10/48UD195	WC3M10-025S20-S	20/5 TS	15/3.75	50/17 TS	0.75/0.25	95 VFC	2 X 1.0	6.00	8.00	460	36	5.50-12.0
URSGWS-10-22	10/48UD195	WC3M10-025S20-S	20/5 TS	15/3.75	50/17 TS	0.75/0.25	95 VFC	2 X 1.0	6.00	8.00	460	36	5.50-12.0
URSGWS-10-26	10/48UD195	WC3M10-025S20-S	20/5 TS	15/3.75	50/17 TS	0.75/0.25	95 VFC	2 X 1.0	6.00	8.00	460	36	5.50-12.0
URSGWS-10-30	10/48UD195	WC3M10-025S20-S	20/5 TS	15/3.75	50/17 TS	0.75/0.25	95 VFC	2 X 1.0	6.00	8.00	460	36	5.50-12.0
URSGWS-10-34	10/48UD195	WC3M10-025S20-S	20/5 TS	15/3.75	50/17 TS	0.75/0.25	95 VFC	2 X 1.0	6.00	8.00	460	36	5.50-12.0
URSGWS-10-38	10/48UD195	WC3M10-025S20-S	20/5 TS	15/3.75	50/17 TS	0.75/0.25	95 VFC	2 X 1.0	6.00	8.00	460	36	5.50-12.0
URSGWS-10-42	10/48UD195	WC3M10-025S20-S	20/5 TS	15/3.75	50/17 TS	0.75/0.25	95 VFC	2 X 1.0	6.00	8.00	460	36	5.50-12.0
URSGWS-10-46	10/48UD195	WC3M10-025S20-S	20/5 TS	15/3.75	50/17 TS	0.75/0.25	95 VFC	2 X 1.0	6.00	8.00	460	36	5.50-12.0
URSGWS-10-50	10/60UD195	WC3M10-025S20-S	20/5 TS	15/3.75	50/17 TS	0.75/0.25	95 VFC	2 X 1.0	6.00	8.00	460	36	5.50-12.0
URSGWS-10-54	10/60UD195	WC3M10-025S20-S	20/5 TS	15/3.75	50/17 TS	0.75/0.25	95 VFC	2 X 1.0	6.00	8.00	460	36	5.50-12.0
URSGWS-10-58	10/60UD195	WC3M10-025S20-S	20/5 TS	15/3.75	50/17 TS	0.75/0.25	95 VFC	2 X 1.0	6.00	8.00	460	36	5.50-12.0

SPEED CODES:	TS	TWO SPEED OPERATION WITH SOFT START
	VFC	VARIABLE SPEED CONTROL 2-STEP INFINITELY VARIABLE

* TROLLEY OPTION AVAILABLE AT 40/10 FPM T/S OR 80FPM VFC
 ** BRIDGE OPTION AVAILABLE AT: 65, 115, 135 FPM VFC
 *** HOIST OPTION AVAILABLE FOR 40FT LIFT

GENERAL NOTES:

DIMENSIONS "RH" AND "TH" ARE SPECIFIED BY CUSTOMER
 DIMENSION "A" IS APPROX. AND DOES NOT CONSIDER MAINLINE
 WHEEL LOAD "R" DOES NOT INCLUDE IMPACT
 CRANE ALSO AVAILABLE AT 230/3/60 AND 575/3/60 POWER
 ENDTRUCKS FOR RUNWAY FLANGE WIDTH 4.6"-12"