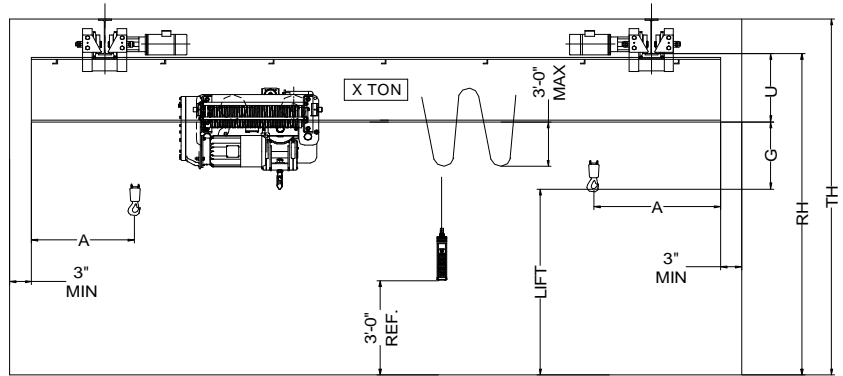
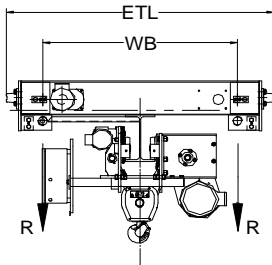
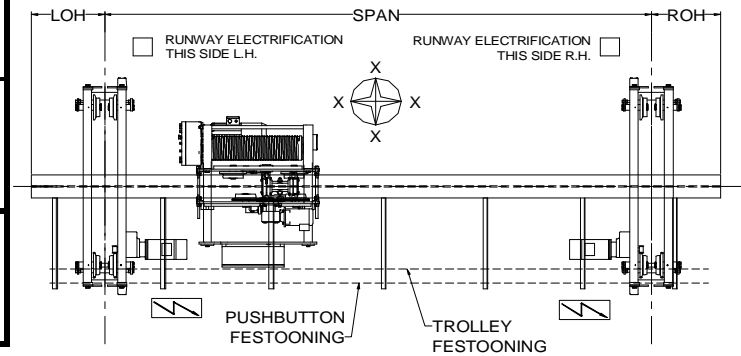




42827 Irwin Drive
 Harrison Twp. MI 48045 USA
 P/ 586-468-0909 F/ 586-468-2711
 E/ info@mccrane.com W/ mccrane.com

DIMENSIONS & WEIGHTS - TYPE URSGWS
5-TON UNDER RUNNING SINGLE
GIRDER CRANE WITH WIRE ROPE HOIST



HOIST MFG: SHAW BOX OR YALE TROLLEY MFG: SHAW BOX OR YALE ENDTRUCK MFG.: CRANESOURCE

CRANE DATA TABLE PART-A

CRANE MODEL #	CRANE CAP. U.S. TONS	SPAN FEET	DIMENSIONS							BRIDGE WT. LBS.	TROLLEY WT. LBS.	SHIP WT. LBS.	MAX. WL R (LBS)	
			A (IN)	OH (IN)	G (IN)	U (IN)	WB (IN)	REEVING	ETL (IN)					LIFT (FT)
URSGWS-05-18	5	18	42	12	22	17	54	4PS-9mm	72	25	1,995	900	2,895	5,192
URSGWS-05-22	5	22	42	12	22	19	54	4PS-9mm	72	25	2,363	900	3,263	5,421
URSGWS-05-26	5	26	42	12	22	19	54	4PS-9mm	72	25	2,931	900	3,831	5,659
URSGWS-05-30	5	30	42	12	22	19	54	4PS-9mm	72	25	3,259	900	4,159	5,811
URSGWS-05-34	5	34	42	12	22	21	54	4PS-9mm	72	25	3,911	900	4,811	6,027
URSGWS-05-38	5	38	42	12	22	21	72	4PS-9mm	96	25	5,355	900	6,255	6,430
URSGWS-05-42	5	42	42	12	22	21	72	4PS-9mm	96	25	6,243	900	7,143	6,686
URSGWS-05-46	5	46	42	12	22	24	72	4PS-9mm	96	25	6,883	900	7,783	6,875
URSGWS-05-50	5	50	42	12	22	27	90	4PS-9mm	112	25	8,309	900	9,209	7,255
URSGWS-05-54	5	54	42	12	22	27	90	4PS-9mm	112	25	9,621	900	10,521	7,603
URSGWS-05-58	5	58	42	12	22	30	90	4PS-9mm	112	25	11,105	900	12,005	7,991

(R OR L)

CRANE DATA TABLE PART-B

CRANE MODEL #	ENDTRUCK MODEL #	TROLLEY-HOIST MODEL #	HOIST SPD FPM	HOIST HP	TROLLEY SPD FPM	TROLLEY HP	BRIDGE SPD FPM	BRIDGE HP.	TROLLEY WD (IN)	BRIDGE WD (IN)	STD. POWER	FULL LOAD AMPS 460V	R.WAY FLG (IN)
URSGWS-05-18	B05/36UD1100	WB3M05-025S20-2	20/5 TS	7.5/1.88	55/18 TS	0.50/0.17	100 VFC	2 X 0.50	4.00	6.50	460	20	4.0-11.5
URSGWS-05-22	B05/36UD1100	WB3M05-025S20-2	20/5 TS	7.5/1.88	55/18 TS	0.50/0.17	100 VFC	2 X 0.50	4.00	6.50	460	20	4.0-11.5
URSGWS-05-26	B05/36UD1100	WB3M05-025S20-2	20/5 TS	7.5/1.88	55/18 TS	0.50/0.17	100 VFC	2 X 0.50	4.00	6.50	460	20	4.0-11.5
URSGWS-05-30	B05/36UD1100	WB3M05-025S20-2	20/5 TS	7.5/1.88	55/18 TS	0.50/0.17	100 VFC	2 X 0.50	4.00	6.50	460	20	4.0-11.5
URSGWS-05-34	B05/36UD1100	WB3M05-025S20-2	20/5 TS	7.5/1.88	55/18 TS	0.50/0.17	100 VFC	2 X 0.50	4.00	6.50	460	20	4.0-11.5
URSGWS-05-38	05/48UD195	WB3M05-025S20-2	20/5 TS	7.5/1.88	55/18 TS	0.50/0.17	95 VFC	2 X 0.75	4.00	6.50	460	20	4.0-11.5
URSGWS-05-42	05/48UD195	WB3M05-025S20-2	20/5 TS	7.5/1.88	55/18 TS	0.50/0.17	95 VFC	2 X 0.75	4.00	6.50	460	20	4.0-11.5
URSGWS-05-46	05/48UD195	WB3M05-025S20-2	20/5 TS	7.5/1.88	55/18 TS	0.50/0.17	95 VFC	2 X 0.75	4.00	6.50	460	20	4.0-11.5
URSGWS-05-50	05/60UD195	WB3M05-025S20-2	20/5 TS	7.5/1.88	55/18 TS	0.50/0.17	95 VFC	2 X 0.75	4.00	6.50	460	20	4.6-12.0
URSGWS-05-54	05/60UD195	WB3M05-025S20-2	20/5 TS	7.5/1.88	55/18 TS	0.50/0.17	95 VFC	2 X 0.75	4.00	6.50	460	20	4.6-12.0
URSGWS-05-58	05/60UD195	WB3M05-025S20-2	20/5 TS	7.5/1.88	55/18 TS	0.50/0.17	95 VFC	2 X 0.75	4.00	6.50	460	20	4.6-12.0

GENERAL NOTES:

DIMENSIONS "RH" AND "TH" ARE SPECIFIED BY CUSTOMER
 DIMENSION "A" IS APPROX. AND DOES NOT CONSIDER MAINLINE
 WHEEL LOAD "R" DOES NOT INCLUDE IMPACT
 CRANE ALSO AVAILABLE AT 230/3/60 AND 575/3/60 POWER
 ENDTRUCKS FOR RUNWAY FLANGE WIDTH 4.6"-12"

SPEED CODES:	TS	TWO SPEED OPERATION WITH SOFT START
	VFC	VARIABLE SPEED CONTROL 2-STEP INFINITELY VARIABLE

* TROLLEY OPTION AVAILABLE AT 40/10 FPM T/S OR 80FPM VFC

** BRIDGE OPTION AVAILABLE AT 55 OR 70 FPM VFC , OR SPAN >=35FT: 65, 115, 135 FPM VF

*** HOIST OPTION AVAILABLE FOR 40FT LIFT