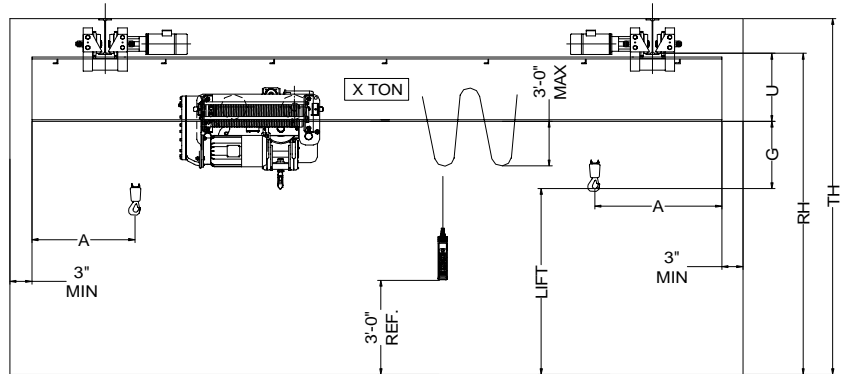
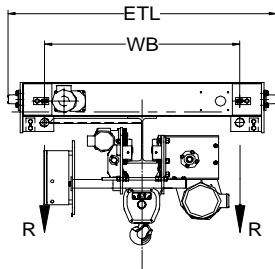
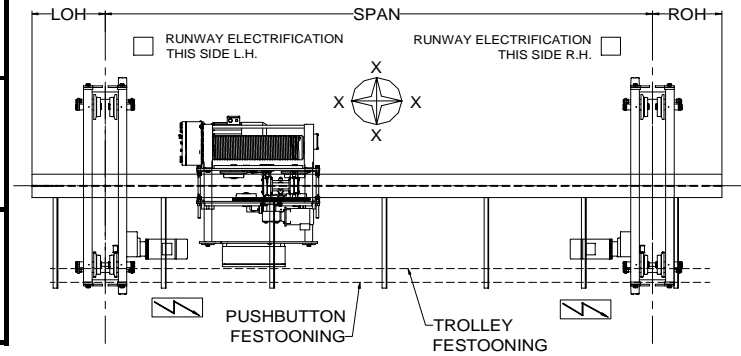


42827 Irwin Drive  
 Harrison Twp. MI 48045 USA  
 P/ 586-468-0909 F/ 586-468-2711  
 E/ info@mccrane.com W/ mccrane.com

**DIMENSIONS & WEIGHTS - TYPE URSGWS  
 3-TON UNDER RUNNING SINGLE  
 GIRDER CRANE WITH WIRE ROPE HOIST**



HOIST MFG: SHAW BOX OR YALE      TROLLEY MFG: SHAW BOX OR YALE      ENDTRUCK MFG.: CRANESOURCE

**CRANE DATA TABLE PART-A**

CRANE MODEL #	CRANE CAP. U.S. TONS	SPAN FEET	DIMENSIONS								BRIDGE WT. LBS.	TROLLEY WT. LBS.	SHIP WT. LBS.	MAX. W/L R (LBS)
			A (IN)	OH (IN)	G (IN)	U (IN)	WB (IN)	REEVING	ETL (IN)	LIFT (FT)				
URSGWS-03-18	3	18	36	12	18	15	54	4PS-6.4mm	72	20	1,515	700	2,215	3,357
URSGWS-03-22	3	22	36	12	18	15	54	4PS-6.4mm	72	20	1,835	700	2,535	3,504
URSGWS-03-26	3	26	36	12	18	15	54	4PS-6.4mm	72	20	2,195	700	2,895	3,641
URSGWS-03-30	3	30	36	12	18	17	54	4PS-6.4mm	72	20	2,691	700	3,391	3,799
URSGWS-03-34	3	34	36	12	18	17	54	4PS-6.4mm	72	20	3,251	700	3,951	3,966
URSGWS-03-38	3	38	36	12	18	19	72	4PS-6.4mm	90	20	3,895	700	4,595	4,147
URSGWS-03-42	3	42	36	12	18	21	72	4PS-6.4mm	90	20	4,619	700	5,319	4,345
URSGWS-03-46	3	46	36	12	18	21	72	4PS-6.4mm	90	20	5,463	700	6,163	4,570
URSGWS-03-50	3	50	36	12	18	24	90	4PS-6.4mm	112	20	7,477	700	8,177	5,085
URSGWS-03-54	3	54	36	12	20	24	90	4PS-6.4mm	112	20	7,941	700	8,641	5,211
URSGWS-03-58	3	58	36	12	20	28	90	4PS-6.4mm	112	20	9,365	700	10,065	5,576

(R OR L)

**CRANE DATA TABLE PART-B**

CRANE MODEL #	ENDTRUCK MODEL #	TROLLEY-HOIST MODEL #	HOIST SPD FPM	HOIST HP	TROLLEY SPD FPM	TROLLEY HP	BRIDGE SPD FPM	BRIDGE HP	TROLLEY WD (IN)	BRIDGE WD (IN)	STD. POWER	FULL LOAD AMPS 460V	R.WAY FLG (IN)
URSGWS-03-18	B03/36UD1110	WA3M03-020S20-2	20/5 TS	5.0/1.25	50/17 TS	0.50/0.17	110 VFC	2 X 0.50	3.13	4.00	460	17	3.4-10.5
URSGWS-03-22	B03/36UD1110	WA3M03-020S20-2	20/5 TS	5.0/1.25	50/17 TS	0.50/0.17	110 VFC	2 X 0.50	3.13	4.00	460	17	3.4-10.5
URSGWS-03-26	B03/36UD1110	WA3M03-020S20-2	20/5 TS	5.0/1.25	50/17 TS	0.50/0.17	110 VFC	2 X 0.50	3.13	4.00	460	17	3.4-10.5
URSGWS-03-30	B03/36UD1110	WA3M03-020S20-2	20/5 TS	5.0/1.25	50/17 TS	0.50/0.17	110 VFC	2 X 0.50	3.13	4.00	460	17	3.4-10.5
URSGWS-03-34	B03/36UD1110	WA3M03-020S20-2	20/5 TS	5.0/1.25	50/17 TS	0.50/0.17	110 VFC	2 X 0.50	3.13	4.00	460	17	3.4-10.5
URSGWS-03-38	B03/48UD1110	WA3M03-020S20-2	20/5 TS	5.0/1.25	50/17 TS	0.50/0.17	110 VFC	2 X 0.50	3.13	4.00	460	17	4.0-11.5
URSGWS-03-42	B03/48UD1110	WA3M03-020S20-2	20/5 TS	5.0/1.25	50/17 TS	0.50/0.17	110 VFC	2 X 0.50	3.13	4.00	460	17	4.0-11.5
URSGWS-03-46	B03/48UD1110	WA3M03-020S20-2	20/5 TS	5.0/1.25	50/17 TS	0.50/0.17	110 VFC	2 X 0.50	3.13	4.00	460	17	4.0-11.5
URSGWS-03-50	05/60UD195	WA3M03-020S20-2	20/5 TS	5.0/1.25	50/17 TS	0.50/0.17	95 VFC	2 X 0.75	3.13	6.50	460	17	4.6-12.0
URSGWS-03-54	05/60UD195	WA3M03-020S20-2	20/5 TS	5.0/1.25	50/17 TS	0.50/0.17	95 VFC	2 X 0.75	3.13	6.50	460	17	4.6-12.0
URSGWS-03-58	05/60UD195	WA3M03-020S20-2	20/5 TS	5.0/1.25	50/17 TS	0.50/0.17	95 VFC	2 X 0.75	3.13	6.50	460	17	4.6-12.0

**GENERAL NOTES:**

DIMENSIONS "RH" AND "TH" ARE SPECIFIED BY CUSTOMER  
 DIMENSION "A" IS APPROX. AND DOES NOT CONSIDER MAINLINE  
 WHEEL LOAD "R" DOES NOT INCLUDE IMPACT  
 CRANE ALSO AVAILABLE AT 230/3/60 AND 575/3/60 POWER  
 ENDTRUCKS FOR RUNWAY FLANGE WIDTH 4.6"-12"

SPEED CODES:	TS	TWO SPEED OPERATION WITH SOFT START
	VFC	VARIABLE SPEED CONTROL 2-STEP INFINITELY VARIABLE

\* TROLLEY OPTION AVAILABLE AT 40/10 FPM T/S OR 80FPM VFC

\*\* BRIDGE OPTION AVAILABLE AT 55 OR 70 FPM VFC , OR SPAN >=47FT: 65, 115, 135 FPM VFC

\*\*\* HOIST OPTION AVAILABLE FOR 40FT LIFT