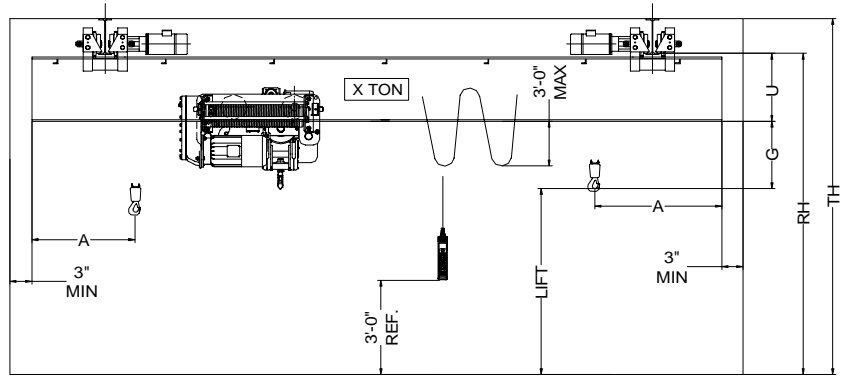
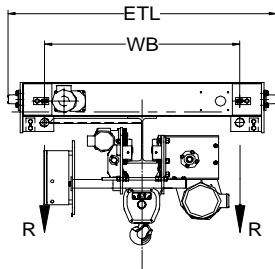
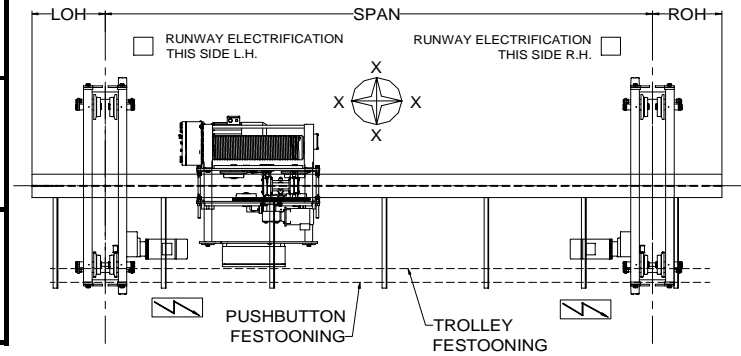




42827 Irwin Drive
 Harrison Twp. MI 48045 USA
 P/ 586-468-0909 F/ 586-468-2711
 E/ info@mccrane.com W/ mccrane.com

**DIMENSIONS & WEIGHTS - TYPE URSGWS
 2-TON UNDER RUNNING SINGLE
 GIRDER CRANE WITH WIRE ROPE HOIST**



HOIST MFG: SHAW BOX OR YALE TROLLEY MFG: SHAW BOX OR YALE ENDTRUCK MFG.: CRANESOURCE

CRANE DATA TABLE PART-A

CRANE MODEL #	CRANE CAP. U.S. TONS	SPAN FEET	DIMENSIONS								BRIDGE WT. LBS.	TROLLEY WT. LBS.	SHIP WT. LBS.	MAX. W/L R (LBS)
			A (IN)	OH (IN)	G (IN)	U (IN)	WB (IN)	REEVING	ETL (IN)	LIFT (FT)				
URSGWS-02-18	2	18	36	12	18	13	54	4PS-6.4mm	72	20	1,415	700	2,115	2,443
URSGWS-02-22	2	22	36	12	18	13	54	4PS-6.4mm	72	20	1,667	700	2,367	2,553
URSGWS-02-26	2	26	36	12	18	15	54	4PS-6.4mm	72	20	2,055	700	2,755	2,683
URSGWS-02-30	2	30	36	12	18	15	54	4PS-6.4mm	72	20	2,275	700	2,975	2,762
URSGWS-02-34	2	34	36	12	18	17	54	4PS-6.4mm	72	20	2,963	700	3,663	2,953
URSGWS-02-38	2	38	36	12	18	17	72	4PS-6.4mm	90	20	3,655	700	4,355	3,140
URSGWS-02-42	2	42	36	12	18	17	72	4PS-6.4mm	90	20	3,959	700	4,659	3,228
URSGWS-02-46	2	46	36	12	18	21	72	4PS-6.4mm	90	20	4,983	700	5,683	3,494
URSGWS-02-50	2	50	36	12	18	21	90	4PS-6.4mm	112	20	6,697	700	7,397	3,930
URSGWS-02-54	2	54	36	12	18	21	90	4PS-6.4mm	112	20	7,717	700	8,417	4,192
URSGWS-02-58	2	58	36	12	20	24	90	4PS-6.4mm	112	20	8,405	700	9,105	4,370

(R OR L)

CRANE DATA TABLE PART-B

CRANE MODEL #	ENDTRUCK MODEL #	TROLLEY-HOIST MODEL #	HOIST SPD FPM	HOIST HP	TROLLEY SPD FPM	TROLLEY HP	BRIDGE SPD FPM	BRIDGE HP	TROLLEY WD (IN)	BRIDGE WD (IN)	STD. POWER	FULL LOAD AMPS 460V	R.WAY FLG (IN)
URSGWS-02-18	B03/36UD1110	WA3M02-020S20-2	20/5 TS	5.0/1.25	50/17 TS	0.50/0.17	110 VFC	2 X 0.50	3.13	4.00	460	17	3.4-10.5
URSGWS-02-22	B03/36UD1110	WA3M02-020S20-2	20/5 TS	5.0/1.25	50/17 TS	0.50/0.17	110 VFC	2 X 0.50	3.13	4.00	460	17	3.4-10.5
URSGWS-02-26	B03/36UD1110	WA3M02-020S20-2	20/5 TS	5.0/1.25	50/17 TS	0.50/0.17	110 VFC	2 X 0.50	3.13	4.00	460	17	3.4-10.5
URSGWS-02-30	B03/36UD1110	WA3M02-020S20-2	20/5 TS	5.0/1.25	50/17 TS	0.50/0.17	110 VFC	2 X 0.50	3.13	4.00	460	17	3.4-10.5
URSGWS-02-34	B03/36UD1110	WA3M02-020S20-2	20/5 TS	5.0/1.25	50/17 TS	0.50/0.17	110 VFC	2 X 0.50	3.13	4.00	460	17	3.4-10.5
URSGWS-02-38	B03/48UD1110	WA3M02-020S20-2	20/5 TS	5.0/1.25	50/17 TS	0.50/0.17	110 VFC	2 X 0.50	3.13	4.00	460	17	4.0-11.5
URSGWS-02-42	B03/48UD1110	WA3M02-020S20-2	20/5 TS	5.0/1.25	50/17 TS	0.50/0.17	110 VFC	2 X 0.50	3.13	4.00	460	17	4.0-11.5
URSGWS-02-46	B03/48UD1110	WA3M02-020S20-2	20/5 TS	5.0/1.25	50/17 TS	0.50/0.17	110 VFC	2 X 0.50	3.13	4.00	460	17	4.0-11.5
URSGWS-02-50	05/60UD195	WA3M02-020S20-2	20/5 TS	5.0/1.25	50/17 TS	0.50/0.17	95 VFC	2 X 0.75	3.13	6.50	460	17	4.6-12.0
URSGWS-02-54	05/60UD195	WA3M02-020S20-2	20/5 TS	5.0/1.25	50/17 TS	0.50/0.17	95 VFC	2 X 0.75	3.13	6.50	460	17	4.6-12.0
URSGWS-02-58	05/60UD195	WA3M02-020S20-2	20/5 TS	5.0/1.25	50/17 TS	0.50/0.17	95 VFC	2 X 0.75	3.13	6.50	460	17	4.6-12.0

GENERAL NOTES:

DIMENSIONS "RH" AND "TH" ARE SPECIFIED BY CUSTOMER
 DIMENSION "A" IS APPROX. AND DOES NOT CONSIDER MAINLINE
 WHEEL LOAD "R" DOES NOT INCLUDE IMPACT
 CRANE ALSO AVAILABLE AT 230/3/60 AND 575/3/60 POWER
 ENDTRUCKS FOR RUNWAY FLANGE WIDTH 4.6"-12"

SPEED CODES:	TS	TWO SPEED OPERATION WITH SOFT START
	VFC	VARIABLE SPEED CONTROL 2-STEP INFINITELY VARIABLE

* TROLLEY OPTION AVAILABLE AT 40/10 FPM T/S OR 80FPM VFC

** BRIDGE OPTION AVAILABLE AT 55 OR 70 FPM VFC , OR SPAN >=47FT: 65, 115, 135 FPM VFC

*** HOIST OPTION AVAILABLE FOR 40FT LIFT