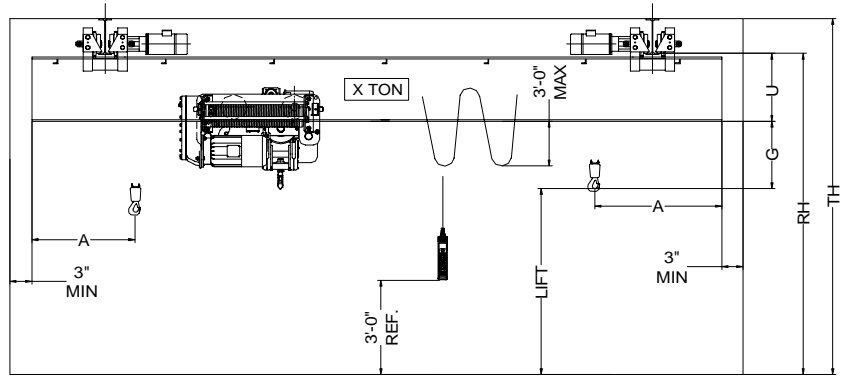
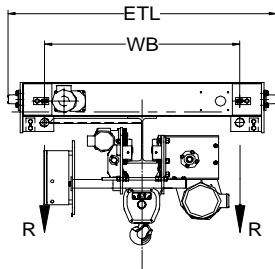
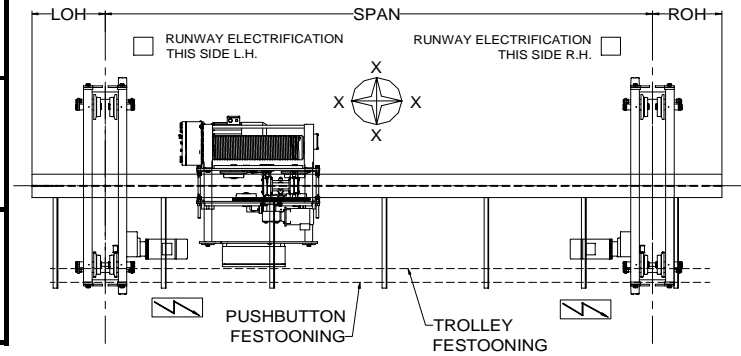




42827 Irwin Drive
 Harrison Twp. MI 48045 USA
 P/ 586-468-0909 F/ 586-468-2711
 E/ info@mccrane.com W/ mccrane.com

DIMENSIONS & WEIGHTS - TYPE URSGWS
1-TON UNDER RUNNING SINGLE
GIRDER CRANE WITH WIRE ROPE HOIST



HOIST MFG: SHAW BOX OR YALE TROLLEY MFG: SHAW BOX OR YALE ENDTRUCK MFG.: CRANESOURCE

CRANE DATA TABLE PART-A

CRANE MODEL #	CRANE CAP. U.S. TONS	SPAN FEET	DIMENSIONS								BRIDGE WT. LBS.	TROLLEY WT. LBS.	SHIP WT. LBS.	MAX. W/L R (LBS)
			A (IN)	OH (IN)	G (IN)	U (IN)	WB (IN)	REEVING	ETL (IN)	LIFT (FT)				
URSGWS-01-18	1	18	24	12	18	13	54	2PS-6.4mm	72	40	1,415	625	2,040	1,593
URSGWS-01-22	1	22	24	12	18	13	54	2PS-6.4mm	72	40	1,595	625	2,220	1,652
URSGWS-01-26	1	26	24	12	18	13	54	2PS-6.4mm	72	40	1,775	625	2,400	1,706
URSGWS-01-30	1	30	24	12	18	13	54	2PS-6.4mm	72	40	2,051	625	2,676	1,782
URSGWS-01-34	1	34	24	12	18	15	54	2PS-6.4mm	72	40	2,495	625	3,120	1,898
URSGWS-01-38	1	38	24	12	18	17	72	2PS-6.4mm	90	40	2,935	625	3,560	2,012
URSGWS-01-42	1	42	24	12	18	17	72	2PS-6.4mm	90	40	3,959	625	4,584	2,271
URSGWS-01-46	1	46	24	12	18	17	72	2PS-6.4mm	90	40	4,263	625	4,888	2,350
URSGWS-01-50	1	50	24	12	18	19	90	2PS-6.4mm	112	40	5,709	625	6,334	2,714
URSGWS-01-54	1	54	24	12	18	21	90	2PS-6.4mm	112	40	6,541	625	7,166	2,923
URSGWS-01-58	1	58	24	12	18	21	90	2PS-6.4mm	112	40	7,505	625	8,130	3,166

(R OR L)

CRANE DATA TABLE PART-B

CRANE MODEL #	ENDTRUCK MODEL #	TROLLEY-HOIST MODEL #	HOIST SPD FPM	HOIST HP	TROLLEY SPD FPM	TROLLEY HP	BRIDGE SPD FPM	BRIDGE HP	TROLLEY WD (IN)	BRIDGE WD (IN)	STD. POWER	FULL LOAD AMPS 460V	R.WAY FLG (IN)
URSGWS-01-18	B03/36UD1110	WA3M01-040S24-2	24/6 TS	3.0/0.75	50/17 TS	0.25/0.08	110 VFC	2 X 0.50	3.75	4.00	460	14	3.4-10.5
URSGWS-01-22	B03/36UD1110	WA3M01-040S24-2	24/6 TS	3.0/0.75	50/17 TS	0.25/0.08	110 VFC	2 X 0.50	3.75	4.00	460	14	3.4-10.5
URSGWS-01-26	B03/36UD1110	WA3M01-040S24-2	24/6 TS	3.0/0.75	50/17 TS	0.25/0.08	110 VFC	2 X 0.50	3.75	4.00	460	14	3.4-10.5
URSGWS-01-30	B03/36UD1110	WA3M01-040S24-2	24/6 TS	3.0/0.75	50/17 TS	0.25/0.08	110 VFC	2 X 0.50	3.75	4.00	460	14	3.4-10.5
URSGWS-01-34	B03/36UD1110	WA3M01-040S24-2	24/6 TS	3.0/0.75	50/17 TS	0.25/0.08	110 VFC	2 X 0.50	3.75	4.00	460	14	3.4-10.5
URSGWS-01-38	B03/48UD1110	WA3M01-040S24-2	24/6 TS	3.0/0.75	50/17 TS	0.25/0.08	110 VFC	2 X 0.50	3.75	4.00	460	14	4.0-11.5
URSGWS-01-42	B03/48UD1110	WA3M01-040S24-2	24/6 TS	3.0/0.75	50/17 TS	0.25/0.08	110 VFC	2 X 0.50	3.75	4.00	460	14	4.0-11.5
URSGWS-01-46	B03/48UD1110	WA3M01-040S24-2	24/6 TS	3.0/0.75	50/17 TS	0.25/0.08	110 VFC	2 X 0.50	3.75	4.00	460	14	4.0-11.5
URSGWS-01-50	05/60UD195	WA3M01-040S24-2	24/6 TS	3.0/0.75	50/17 TS	0.25/0.08	95 VFC	2 X 0.75	3.75	6.50	460	14	4.6-12.0
URSGWS-01-54	05/60UD195	WA3M01-040S24-2	24/6 TS	3.0/0.75	50/17 TS	0.25/0.08	95 VFC	2 X 0.75	3.75	6.50	460	14	4.6-12.0
URSGWS-01-58	05/60UD195	WA3M01-040S24-2	24/6 TS	3.0/0.75	50/17 TS	0.25/0.08	95 VFC	2 X 0.75	3.75	6.50	460	14	4.6-12.0

GENERAL NOTES:

DIMENSIONS "RH" AND "TH" ARE SPECIFIED BY CUSTOMER
 DIMENSION "A" IS APPROX. AND DOES NOT CONSIDER MAINLINE
 WHEEL LOAD "R" DOES NOT INCLUDE IMPACT
 CRANE ALSO AVAILABLE AT 230/3/60 AND 575/3/60 POWER
 ENDTRUCKS FOR RUNWAY FLANGE WIDTH 4.6"-12"

SPEED CODES:	TS	TWO SPEED OPERATION WITH SOFT START
	VFC	VARIABLE SPEED CONTROL 2-STEP INFINITELY VARIABLE

* TROLLEY OPTION AVAILABLE AT 40/10 FPM T/S OR 80FPM VFC

** BRIDGE OPTION AVAILABLE AT 55 OR 70 FPM VFC , OR SPAN >=47FT: 65, 115, 135 FPM VFC