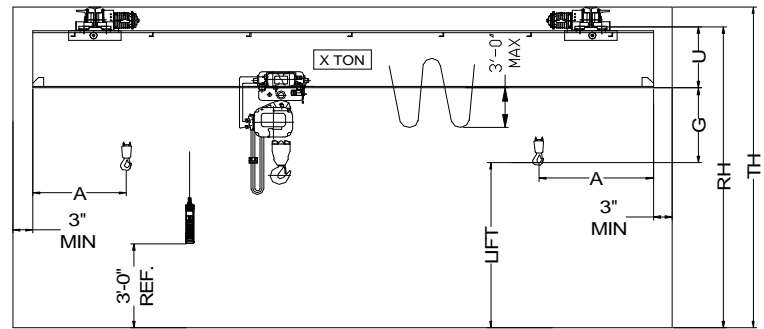
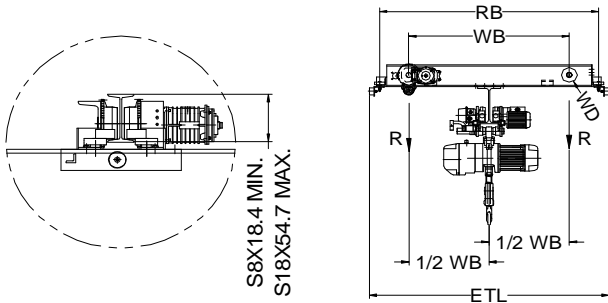
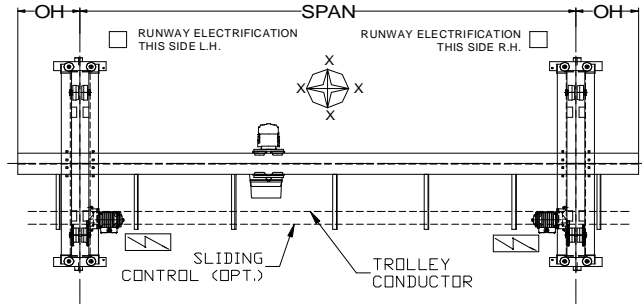




42827 Irwin Drive
 Harrison Twp. MI 48045 USA
 P/ 586-468-0909 F/ 586-468-2711
 E/ info@mccrane.com W/ mccrane.com

**DIMENSIONS & WEIGHTS - TYPE URSGCH
 5-TON UNDER RUNNING SINGLE
 GIRDER CRANE WITH CHAIN HOIST**



HOIST MFG: HARRINGTON TROLLEY MFG: HARRINGTON ENDTRUCK MFG.: HARRINGTON

CRANE DATA TABLE PART-A

CRANE MODEL #	CRANE CAP. U.S. TONS	SPAN FEET	DIMENSIONS								LIFT (FT)	BRIDGE WT. LBS.	TROLLEY WT. LBS.	SHIP WT. LBS.	MAX. WL R (LBS)
			A (IN)	OH (IN)	G (IN)	U (IN)	WB (IN)	RB (IN)	ETL (IN)						
URSGCH-05-18	5	18	24	12	34	17	33	53	60	20	2,022	547	2,569	5,779	
URSGCH-05-22	5	22	24	12	34	17	33	53	60	20	2,498	547	3,045	5,898	
URSGCH-05-26	5	26	24	12	34	19	33	53	60	20	2,982	547	3,529	6,019	
URSGCH-05-30	5	30	24	12	34	19	33	53	60	20	3,322	547	3,869	6,104	
URSGCH-05-34	5	34	24	12	34	21	33	53	60	20	3,986	547	4,533	6,270	
URSGCH-05-38	5	38	24	12	34	21	55	75	82	20	4,919	547	5,466	6,503	
URSGCH-05-42	5	42	24	12	34	21	55	75	82	20	5,819	547	6,366	6,728	
URSGCH-05-46	5	46	24	12	34	24	55	75	82	20	6,471	547	7,018	6,891	
URSGCH-05-50	5	50	24	12	34	27	55	75	82	20	7,779	547	8,326	7,218	

CRANE DATA TABLE PART-B

CRANE MODEL #	ENDTRUCK MODEL #	TROLLEY-HOIST MODEL #	HOIST SPD FPM	HOIST HP	TROLLEY SPD FPM	TROLLEY HP	BRIDGE SPD FPM	BRIDGE HP	TROLLEY WD (IN)	BRIDGE WD (IN)	STD. POWER	FULL LOAD AMPS 460V	R.WAY FLANGE
URSGCH-05-18	UMS-3-0535	NERM-050LD-L-20	11/2 TS	4.70	40 SS	1.00	80 VFC	2 X 0.50	5.51	5.51	460	17	4"-6"
URSGCH-05-22	UMS-3-0535	NERM-050LD-L-20	11/2 TS	4.70	40 SS	1.00	80 VFC	2 X 0.50	5.51	5.51	460	17	4"-6"
URSGCH-05-26	UMS-3-0535	NERM-050LD-L-20	11/2 TS	4.70	40 SS	1.00	80 VFC	2 X 0.50	5.51	5.51	460	17	4"-6"
URSGCH-05-30	UMS-3-0535	NERM-050LD-L-20	11/2 TS	4.70	40 SS	1.00	80 VFC	2 X 0.50	5.51	5.51	460	17	4"-6"
URSGCH-05-34	UMS-3-0535	NERM-050LD-L-20	11/2 TS	4.70	40 SS	1.00	80 VFC	2 X 0.50	5.51	5.51	460	17	4"-6"
URSGCH-05-38	UMS-3-0550	NERM-050LD-L-20	11/2 TS	4.70	40 SS	1.00	80 VFC	2 X 0.50	5.51	5.51	460	17	4"-6"
URSGCH-05-42	UMS-3-0550	NERM-050LD-L-20	11/2 TS	4.70	40 SS	1.00	80 VFC	2 X 0.50	5.51	5.51	460	17	4"-6"
URSGCH-05-46	UMS-3-0550	NERM-050LD-L-20	11/2 TS	4.70	40 SS	1.00	80 VFC	2 X 0.50	5.51	5.51	460	17	4"-6"
URSGCH-05-50	UMS-3-0550	NERM-050LD-L-20	11/2 TS	4.70	40 SS	1.00	80 VFC	2 X 0.50	5.51	5.51	460	17	4"-6"

SPEED CODES:	SS	SINGLE SPEED OPERATION WITH SOFT START
	TS	TWO SPEED OPERATION WITH SOFT START
	VFC	VARIABLE SPEED CONTROL 2-STEP INFINITELY VARIABLE

GENERAL NOTES:
 DIMENSIONS "RH" AND "TH" ARE SPECIFIED BY CUSTOMER
 DIMENSION "A" IS APPROX. AND DOES NOT CONSIDER MAINLINE
 WHEEL LOAD "R" DOES NOT INCLUDE IMPACT
 CRANE ALSO AVAILABLE AT 208V/3/60 AND 230/3/60 POWER