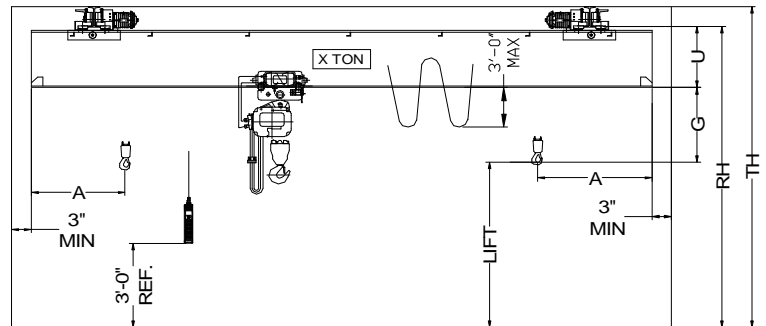
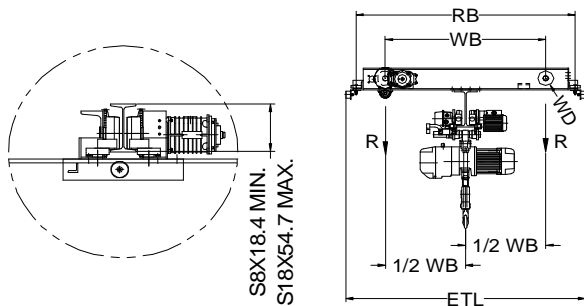
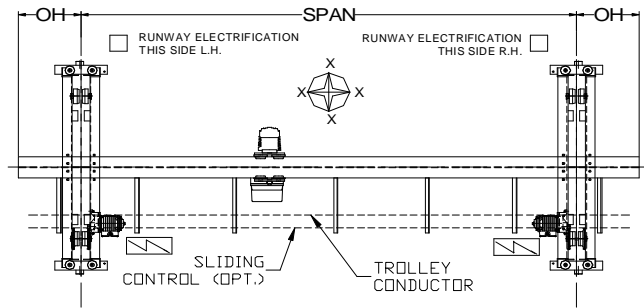




42827 Irwin Drive
 Harrison Twp. MI 48045 USA
 P/ 586-468-0909 F/ 586-468-2711
 E/ info@mccrane.com W/ mccrane.com

**DIMENSIONS & WEIGHTS - TYPE URSGCH
 1-TON UNDER RUNNING SINGLE
 GIRDER CRANE WITH CHAIN HOIST**



HOIST MFG: HARRINGTON TROLLEY MFG: HARRINGTON ENDTRUCK MFG.: HARRINGTON

CRANE DATA TABLE PART-A

CRANE MODEL #	CRANE CAP. U.S. TONS	SPAN FEET	DIMENSIONS								LIFT (FT)	BRIDGE WT. LBS.	TROLLEY WT. LBS.	SHIP WT. LBS.	MAX. WL R (LBS)
			A (IN)	OH (IN)	G (IN)	U (IN)	WB (IN)	RB (IN)	ETL (IN)						
URSGCH-01-18	1	18	18	12	18	13	39	53	60	20	1,392	186	1,578	1,441	
URSGCH-01-22	1	22	18	12	18	13	39	53	60	20	1,572	186	1,758	1,486	
URSGCH-01-26	1	26	18	12	18	13	39	53	60	20	1,752	186	1,938	1,531	
URSGCH-01-30	1	30	18	12	18	13	39	53	60	20	2,028	186	2,214	1,600	
URSGCH-01-34	1	34	18	12	18	15	39	53	60	20	2,472	186	2,658	1,711	
URSGCH-01-38	1	38	18	12	18	17	61	75	82	20	2,949	186	3,135	1,830	
URSGCH-01-42	1	42	18	12	18	17	61	75	82	20	3,973	186	4,159	2,086	
URSGCH-01-46	1	46	18	12	18	17	61	75	82	20	4,277	186	4,463	2,162	
URSGCH-01-50	1	50	18	12	18	19	61	75	82	20	4,893	186	5,079	2,316	

CRANE DATA TABLE PART-B

CRANE MODEL #	ENDTRUCK MODEL #	TROLLEY-HOIST MODEL #	HOIST SPD FPM	HOIST HP	TROLLEY SPD FPM	TROLLEY HP	BRIDGE SPD FPM	BRIDGE HP	TROLLEY WD (IN)	BRIDGE WD (IN)	STD. POWER	FULL LOAD AMPS 460V	R.WAY FLANGE
URSGCH-01-18	UMS-3-0235	NERM-010LD-L-20	14/2.5 TS	1.20	40 SS	0.50	80 VFC	2 X 0.33	3.74	4.33	460	7	3"-6"
URSGCH-01-22	UMS-3-0235	NERM-010LD-L-20	14/2.5 TS	1.20	40 SS	0.50	80 VFC	2 X 0.33	3.74	4.33	460	7	3"-6"
URSGCH-01-26	UMS-3-0235	NERM-010LD-L-20	14/2.5 TS	1.20	40 SS	0.50	80 VFC	2 X 0.33	3.74	4.33	460	7	3"-6"
URSGCH-01-30	UMS-3-0235	NERM-010LD-L-20	14/2.5 TS	1.20	40 SS	0.50	80 VFC	2 X 0.33	3.74	4.33	460	7	3"-6"
URSGCH-01-34	UMS-3-0235	NERM-010LD-L-20	14/2.5 TS	1.20	40 SS	0.50	80 VFC	2 X 0.33	3.74	4.33	460	7	3"-6"
URSGCH-01-38	UMS-3-0250	NERM-010LD-L-20	14/2.5 TS	1.20	40 SS	0.50	80 VFC	2 X 0.33	3.74	4.33	460	7	3"-6"
URSGCH-01-42	UMS-3-0250	NERM-010LD-L-20	14/2.5 TS	1.20	40 SS	0.50	80 VFC	2 X 0.33	3.74	4.33	460	7	3"-6"
URSGCH-01-46	UMS-3-0250	NERM-010LD-L-20	14/2.5 TS	1.20	40 SS	0.50	80 VFC	2 X 0.33	3.74	4.33	460	7	3"-6"
URSGCH-01-50	UMS-3-0250	NERM-010LD-L-20	14/2.5 TS	1.20	40 SS	0.50	80 VFC	2 X 0.33	3.74	4.33	460	7	3"-6"

SPEED CODES:	SS	SINGLE SPEED OPERATION WITH SOFT START
	TS	TWO SPEED OPERATION WITH SOFT START
	VFC	VARIABLE SPEED CONTROL 2-STEP INFINITELY VARIABLE

GENERAL NOTES:
 DIMENSIONS "RH" AND "TH" ARE SPECIFIED BY CUSTOMER
 DIMENSION "A" IS APPROX. AND DOES NOT CONSIDER MAINLINE
 WHEEL LOAD "R" DOES NOT INCLUDE IMPACT
 CRANE ALSO AVAILABLE AT 208V/3/60 AND 230/3/60 POWER