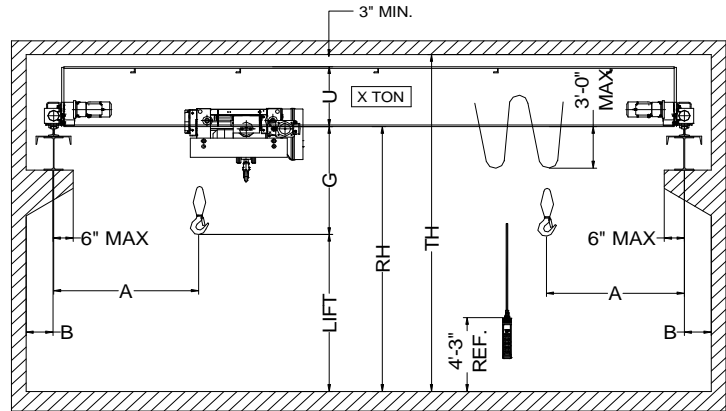
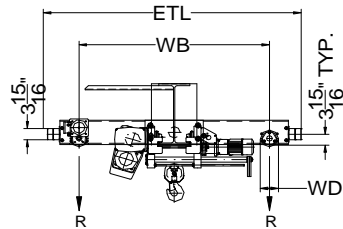
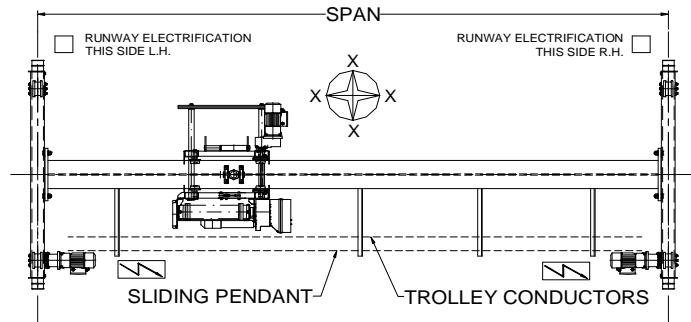




42827 Irwin Drive  
Harrison Twp. MI 48045 USA  
P/ 586-468-0909 F/ 586-468-2711  
E/ info@mccrane.com W/ mccrane.com

**DIMENSIONS & WEIGHTS - TYPE TRSGWR  
7.5-TON TOP RUNNING SINGLE  
GIRDER CRANE WITH WIRE ROPE HOIST**



HOIST MFG:	STAHL	TROLLEY MFG:	STAHL	ENDTRUCK MFG.:	STAHL
------------	-------	--------------	-------	----------------	-------

CRANE DATA TABLE PART-A

CRANE MODEL #	CRANE CAP. U.S. TONS	SPAN FEET	DIMENSIONS										BRIDGE WT. LBS.	TROLLEY WT. LBS.	SHIP WT. LBS.	MAX. WL R (LBS)
			A (IN)	B (IN)	G (IN)	U (IN)	WB (IN)	REEVING	ETL (IN)	LIFT (FT)	RH	TH				
TRSGWR-07-18	7.5	18	48	6	20	21	79	4PS-8.5mm	100	20	2,468	815	3,283	6,767		
TRSGWR-07-22	7.5	22	48	6	20	21	79	4PS-8.5mm	100	20	3,142	815	3,957	7,255		
TRSGWR-07-26	7.5	26	48	6	20	21	79	4PS-8.5mm	100	20	3,546	815	4,361	7,577		
TRSGWR-07-30	7.5	30	48	6	20	21	79	4PS-8.5mm	100	20	4,280	815	5,095	7,923		
TRSGWR-07-34	7.5	34	48	6	20	21	79	4PS-8.5mm	100	20	4,728	815	5,543	8,159		
TRSGWR-07-38	7.5	38	48	6	20	21	79	4PS-8.5mm	100	20	5,518	815	6,333	8,455		
TRSGWR-07-42	7.5	42	48	6	20	27	79	4PS-8.5mm	100	20	6,464	815	7,279	8,770		
TRSGWR-07-46	7.5	46	48	6	22	27	79	4PS-8.5mm	100	20	7,636	815	8,451	9,129		
TRSGWR-07-50	7.5	50	48	6	22	27	79	4PS-8.5mm	100	20	8,970	815	9,785	9,517		
TRSGWR-07-54	7.5	54	48	6	22	30	99	4PS-8.5mm	120	20	10,564	815	11,379	9,963		
TRSGWR-07-58	7.5	58	48	6	22	33	99	4PS-8.5mm	120	20	11,964	815	12,779	10,353		
TRSGWR-07-62	7.5	62	48	6	22	40	99	4PS-8.5mm	120	20	10,980	815	11,795	10,142		
TRSGWR-07-66	7.5	66	48	7	22	40	124	4PS-8.5mm	148	20	12,510	815	13,325	10,556		
TRSGWR-07-70	7.5	70	48	7	22	40	124	4PS-8.5mm	148	20	13,150	815	13,965	10,743		
TRSGWR-07-74	7.5	74	48	7	22	40	124	4PS-8.5mm	148	20	14,900	815	15,715	11,205		
TRSGWR-07-78	7.5	78	48	7	22	44	124	4PS-8.5mm	148	20	15,600	815	16,415	11,402		
TRSGWR-07-82	7.5	82	48	7	22	44	124	4PS-8.5mm	148	20	17,120	815	17,935	11,802		

DASHED RED LINE INDICATES SINGLE WEB BEAM TO DOUBLE WEB BOX TRANSITION LINE

CRANE DATA TABLE PART-B

CRANE MODEL #	ENDTRUCK MODEL #	TROLLEY-HOIST MODEL #	HOIST SPD FPM	HOIST HP	TROLLEY SPD FPM	TROLLEY HP	BRIDGE SPD FPM	BRIDGE HP	TROLLEY WD (IN)	BRIDGE WD (IN)	STD. POWER	FULL LOAD AMPS 460V	ASCE RAIL
TRSGWR-07-18	KEL-S-160.2.20.140	KESH4016-16-4/1L2	16/2.6 TS	7.8/1.3	80/20 TS	0.9/0.2	128 VFC	2 X 0.90	4.00	6.30	460	19	30/40
TRSGWR-07-22	KEL-S-160.2.20.140	KESH4016-16-4/1L2	16/2.6 TS	7.8/1.3	80/20 TS	0.9/0.2	128 VFC	2 X 0.90	4.00	6.30	460	19	30/40
TRSGWR-07-26	KEL-S-160.2.20.140	KESH4016-16-4/1L2	16/2.6 TS	7.8/1.3	80/20 TS	0.9/0.2	128 VFC	2 X 0.90	4.00	6.30	460	19	30/40
TRSGWR-07-30	KEL-S-160.2.20.140	KESH4016-16-4/1L2	16/2.6 TS	7.8/1.3	80/20 TS	0.9/0.2	128 VFC	2 X 0.90	4.00	6.30	460	19	30/40
TRSGWR-07-34	KEL-S-160.2.20.140	KESH4016-16-4/1L2	16/2.6 TS	7.8/1.3	80/20 TS	0.9/0.2	128 VFC	2 X 0.90	4.00	6.30	460	19	30/40
TRSGWR-07-38	KEL-S-160.2.20.140	KESH4016-16-4/1L2	16/2.6 TS	7.8/1.3	80/20 TS	0.9/0.2	128 VFC	2 X 0.90	4.00	6.30	460	19	30/40
TRSGWR-07-42	KEL-S-160.2.20.140	KESH4016-16-4/1L2	16/2.6 TS	7.8/1.3	80/20 TS	0.9/0.2	128 VFC	2 X 0.90	4.00	6.30	460	19	30/40
TRSGWR-07-46	KEL-S-160.2.20.140	KESH4016-16-4/1L2	16/2.6 TS	7.8/1.3	80/20 TS	0.9/0.2	128 VFC	2 X 0.90	4.00	6.30	460	19	30/40
TRSGWR-07-50	KEL-S-160.2.20.140	KESH4016-16-4/1L2	16/2.6 TS	7.8/1.3	80/20 TS	0.9/0.2	128 VFC	2 X 0.90	4.00	6.30	460	19	30/40
TRSGWR-07-54	KEL-S-160.2.25.140	KESH4016-16-4/1L2	16/2.6 TS	7.8/1.3	80/20 TS	0.9/0.2	128 VFC	2 X 0.90	4.00	6.30	460	19	30/40
TRSGWR-07-58	KEL-S-160.2.25.140	KESH4016-16-4/1L2	16/2.6 TS	7.8/1.3	80/20 TS	0.9/0.2	128 VFC	2 X 0.90	4.00	6.30	460	19	30/40
TRSGWR-07-62	KEL-S-160.2.25.140	KESH4016-16-4/1L2	16/2.6 TS	7.8/1.3	80/20 TS	0.9/0.2	128 VFC	2 X 0.90	4.00	6.30	460	19	30/40
TRSGWR-07-66	KEL-S-200.2.31.140	KESH4016-16-4/1L2	16/2.6 TS	7.8/1.3	80/20 TS	0.9/0.2	128 VFC	2 X 0.90	4.00	7.87	460	19	30/40
TRSGWR-07-70	KEL-S-200.2.31.140	KESH4016-16-4/1L2	16/2.6 TS	7.8/1.3	80/20 TS	0.9/0.2	128 VFC	2 X 0.90	4.00	7.87	460	19	30/40
TRSGWR-07-74	KEL-S-200.2.31.140	KESH4016-16-4/1L2	16/2.6 TS	7.8/1.3	80/20 TS	0.9/0.2	128 VFC	2 X 0.90	4.00	7.87	460	19	30/40
TRSGWR-07-78	KEL-S-200.2.31.140	KESH4016-16-4/1L2	16/2.6 TS	7.8/1.3	80/20 TS	0.9/0.2	128 VFC	2 X 0.90	4.00	7.87	460	19	30/40
TRSGWR-07-82	KEL-S-200.2.31.140	KESH4016-16-4/1L2	16/2.6 TS	7.8/1.3	80/20 TS	0.9/0.2	128 VFC	2 X 0.90	4.00	7.87	460	19	30/40

SPEED CODES:	SS	SINGLE SPEED OPERATION WITH SOFT START
	TS	TWO SPEED OPERATION WITH SOFT START
	VFC	VARIABLE SPEED CONTROL 2-STEP INFINITELY VARIABLE
* TROLLEY OPTION AVAILABLE AT 40/10 FPM T/S OR 80PFM VFC		
** BRIDGE OPTION AVAILABLE AT 80 FPM VFC OR 160PFM VFC		

GENERAL NOTES:  
DIMENSIONS "RH" AND "TH" ARE SPECIFIED BY CUSTOMER  
DIMENSION "A" IS APPROX. AND DOES NOT CONSIDER MAINLINE  
WHEEL LOAD "R" DOES NOT INCLUDE IMPACT