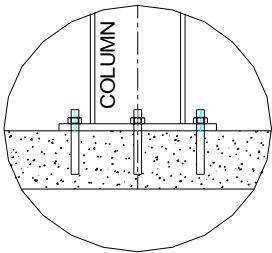


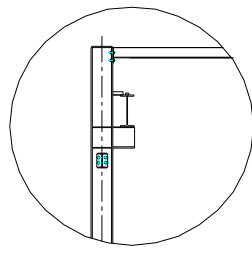


42827 Irwin Drive  
 Harrison Twp. MI 48045 USA  
 P/ 586-468-0909 F/ 586-468-2711  
 E/ info@mccrane.com W/ mccrane.com

**DIMENSIONS & WEIGHTS - TYPE FSTM-20000**  
**10-TON CAPACITY FREE STANDING RUNWAY**  
**STRUCTURE FOR MOTORIZED CRANE - 25FT TOS**



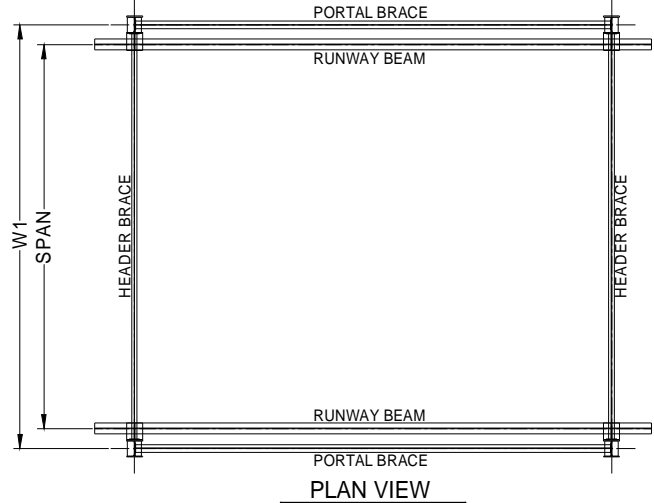
**BASE DETAIL**



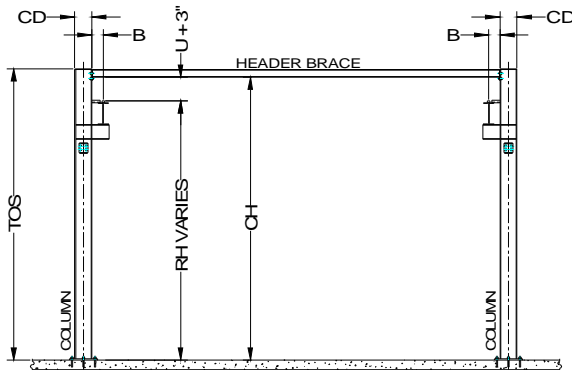
**BEAM/COL. DETAIL**

**GENERAL NOTES:**

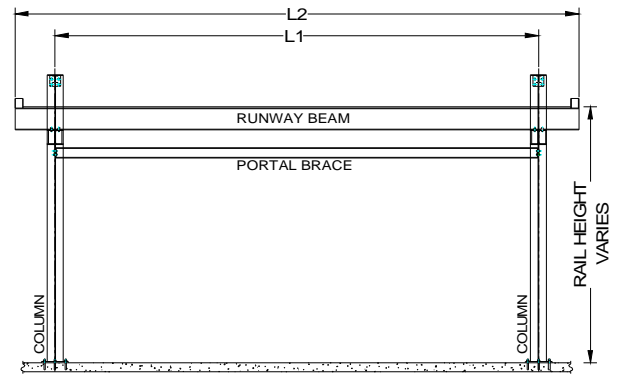
- Runway rail is rectangular square bar welded to runway beam.
- Additional field welding is required at splice joints that overlap beam splices.
- Capacities shown are for One (1) Crane at rated capacity.
- Runway designed for MCC standard crane types: TRSGCH, TRSGWR, TRSGWD, or TRSGWS. Special or customer supplied cranes require review of structure for specific crane design.
- For non-standard lengths, widths, or heights; use next larger structure and order with exact dimensions required.
- Structure kit includes: ACAD system installation drawing specific for order, all structural steel work per attached concept drawing, bolting hardware, anchoring hardware for 8" minimum floor thickness, and gray primer paint finish.
- Structure deflection is approximately 1/2" maximum in all directions. Please contact MCC if additional deflection control is required.
- Runway rail height "RH" is calculated for each structure for specific crane to be used. Formula: Rail Height RH = Clear Height (CH) - Crane Height (U)-3" clearance
- Minimum 8" reinforced concrete (min.4000psi) floor required for all structures.
- Base runway cell is a braced cell. Additional cells can be unbraced cell up to (3). Every fourth cell must be a braced cell.



**PLAN VIEW**



**END VIEW**



**LONGITUDINAL VIEW**

**10-TON CAPACITY / 25 FT (TOS) SYSTEM HEIGHT**

ITEM #	SYSTEM I.D. NUMBER	LENGTH L1 (FT)	WIDTH W1 (FT)	HEIGHT TOS (FT)	HEIGHT CH (FT)	SPAN (FT)	LENGTH L2 (FT)	HEIGHT RH (FT)	WIDTH CD (IN)	WIDTH B (IN)	SYSTEM WT. (LBS)	# COL'S. TOTAL
1	FSTM-20000-20-20-25	20.00	20.00	25.00	24.50	17.83	25.00	CH-U-3"	14.00	6.00	17,283	4
2	FSTM-20000-25-20-25	25.00	20.00	25.00	24.50	17.83	30.00	CH-U-3"	14.00	6.00	18,995	4
3	FSTM-20000-30-20-25	30.00	20.00	25.00	24.50	17.83	35.00	CH-U-3"	14.00	6.00	21,379	4
4	FSTM-20000-20-25-25	20.00	25.00	25.00	24.33	22.83	25.00	CH-U-3"	14.00	6.00	17,598	4
5	FSTM-20000-25-25-25	25.00	25.00	25.00	24.33	22.83	30.00	CH-U-3"	14.00	6.00	19,688	4
6	FSTM-20000-30-25-25	30.00	25.00	25.00	24.33	22.83	35.00	CH-U-3"	14.00	6.00	21,694	4
7	FSTM-20000-20-30-25	20.00	30.00	25.00	24.33	27.83	25.00	CH-U-3"	14.00	6.00	18,428	4
8	FSTM-20000-25-30-25	25.00	30.00	25.00	24.33	27.83	30.00	CH-U-3"	14.00	6.00	20,255	4
9	FSTM-20000-30-30-25	30.00	30.00	25.00	24.33	27.83	35.00	CH-U-3"	14.00	6.00	22,261	4
10	FSTM-20000-20-35-25	20.00	35.00	25.00	24.17	32.83	25.00	CH-U-3"	14.00	6.00	20,040	4
11	FSTM-20000-25-35-25	25.00	35.00	25.00	24.17	32.83	30.00	CH-U-3"	14.00	6.00	21,867	4
12	FSTM-20000-30-35-25	30.00	35.00	25.00	24.17	32.83	35.00	CH-U-3"	14.00	6.00	23,947	4
13	FSTM-20000-20-40-25	20.00	40.00	25.00	24.00	37.83	25.00	CH-U-3"	14.00	6.00	20,649	4
14	FSTM-20000-25-40-25	25.00	40.00	25.00	24.00	37.83	30.00	CH-U-3"	14.00	6.00	22,476	4
15	FSTM-20000-30-40-25	30.00	40.00	25.00	24.00	37.83	35.00	CH-U-3"	14.00	6.00	25,217	4
16	FSTM-20000-20-45-25	20.00	45.00	25.00	23.83	42.67	25.00	CH-U-3"	14.00	7.00	21,342	4
17	FSTM-20000-25-45-25	25.00	45.00	25.00	23.83	42.67	30.00	CH-U-3"	14.00	7.00	23,169	4
18	FSTM-20000-30-45-25	30.00	45.00	25.00	23.83	42.67	35.00	CH-U-3"	14.00	7.00	25,910	4
19	FSTM-20000-20-50-25	20.00	50.00	25.00	23.67	47.67	25.00	CH-U-3"	14.00	7.00	22,329	4
20	FSTM-20000-25-50-25	25.00	50.00	25.00	23.67	47.67	30.00	CH-U-3"	14.00	7.00	24,156	4
21	FSTM-20000-30-50-25	30.00	50.00	25.00	23.67	47.67	35.00	CH-U-3"	14.00	7.00	26,897	4

**ADDTL. CELL LENGTH**

ADDTL. LGTH (FT)	ADDTL. WT. (LBS)	ADDTL. COL'S. (EA)
20.00	8,383	2
25.00	9,643	2
30.00	11,303	2
20.00	7,847	2
25.00	9,423	2
30.00	10,767	2
20.00	8,341	2
25.00	9,706	2
30.00	11,051	2
20.00	8,540	2
25.00	9,906	2
30.00	11,313	2
20.00	8,845	2
25.00	10,210	2
30.00	12,185	2
20.00	9,191	2
25.00	10,557	2
30.00	12,531	2
20.00	9,685	2
25.00	11,050	2
30.00	13,025	2